

★ Measure Mass (g)

Children continue to measure mass in grams.

On this sheet, they will measure the mass in grams and then order objects using the scales with intervals of 10.

masterthecurriculum.co.uk

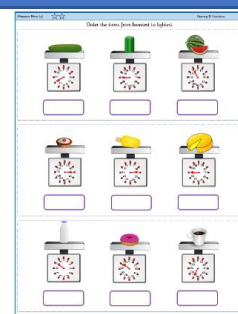


★★ Measure Mass (g)

Children continue to measure mass in grams.

On this sheet, they will measure the mass in grams and then order objects using the scales with different intervals.

masterthecurriculum.co.uk




★★★ Measure Mass (g)

Children continue to measure mass in grams.

On this sheet, they have to calculate the mass in grams and then order objects using scales with different intervals.

masterthecurriculum.co.uk

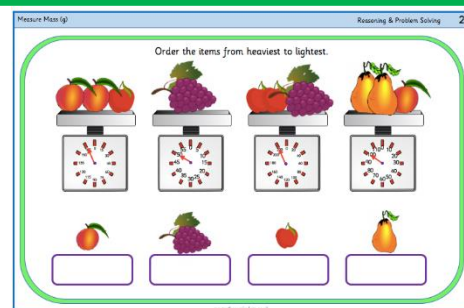


Reasoning & Problem Solving

Measure Mass (g)

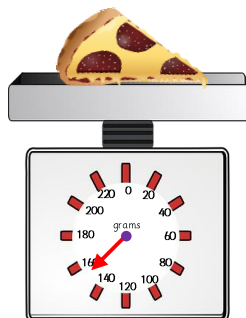
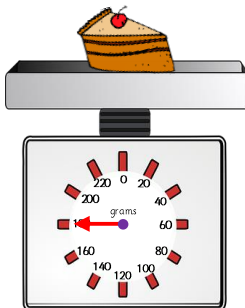

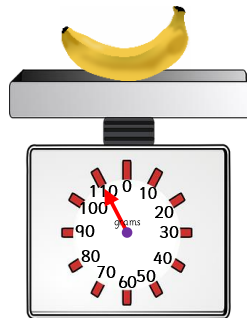



Children continue working on ordering mass.

They will determine the mass of each object and order them from heaviest to lightest.






Order the items from heaviest to lightest.







Order the items from heaviest to lightest.




2



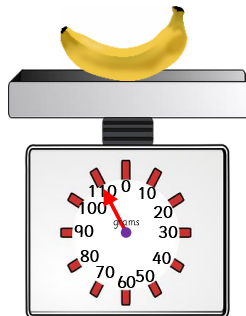
3




1



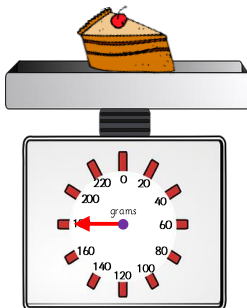
2



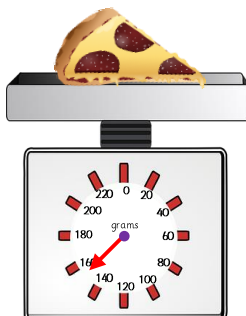
1



3



1



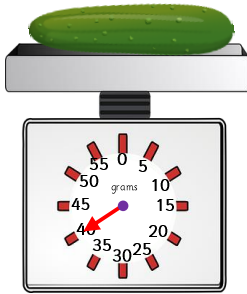
2





3

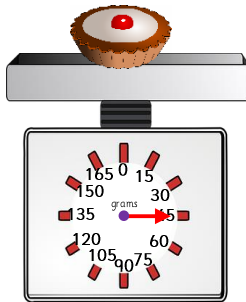


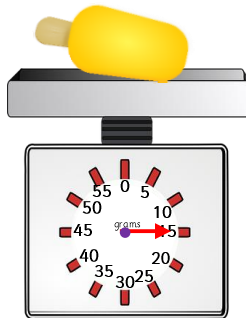
Order the items from heaviest to lightest.

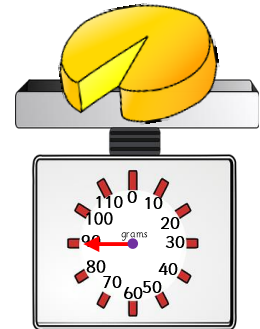


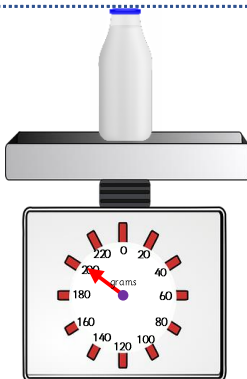











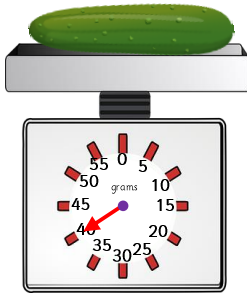










Order the items from heaviest to lightest.



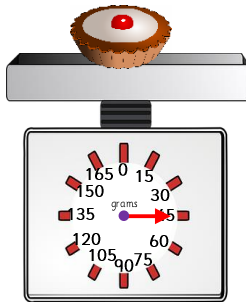
3



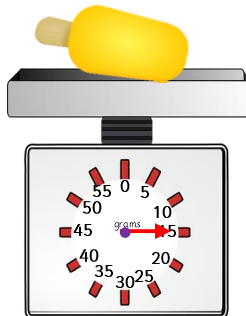
2



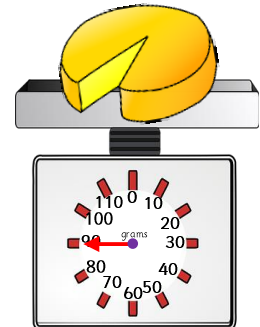
1



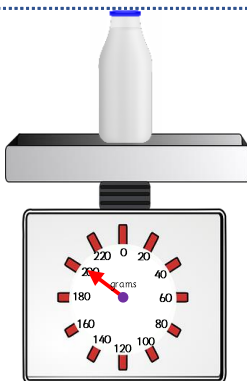
2



3




1



1



3

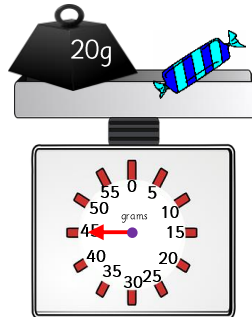


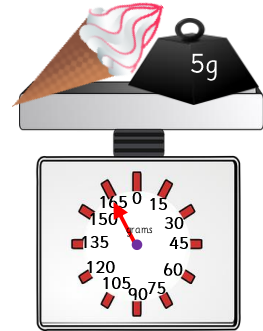
2

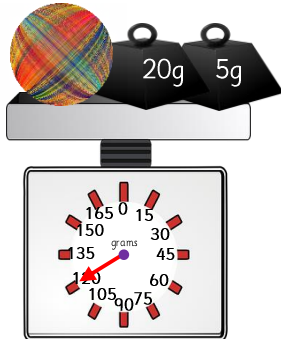


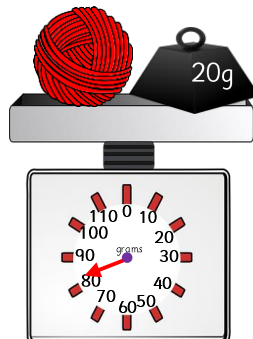
Order the items from lightest to heaviest.



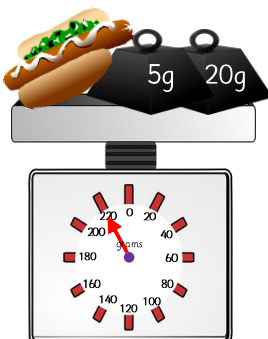




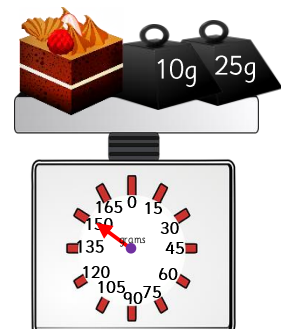










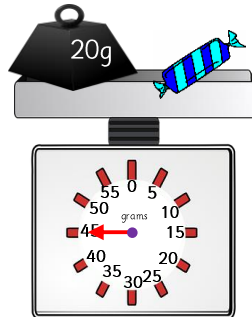




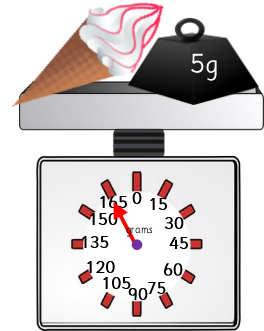
Order the items from lightest to heaviest.



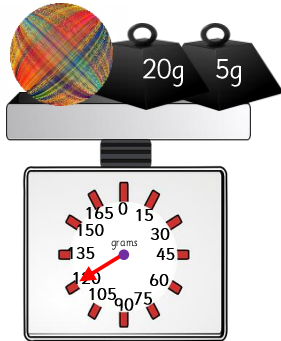
3



1



2



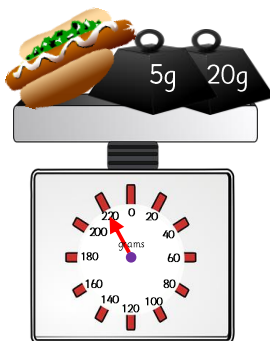
3



1



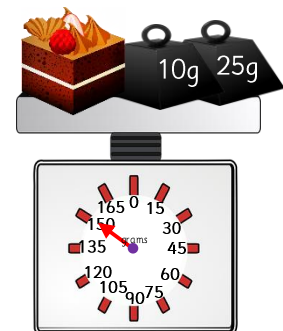
2



3







1



2

Order the items from heaviest to lightest.




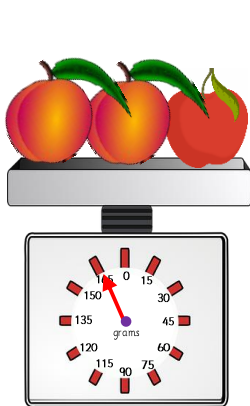








Order the items from heaviest to lightest.

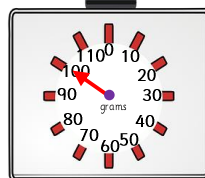
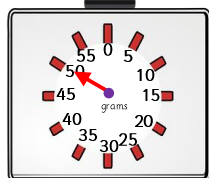








Order the items from heaviest to lightest.



3



2

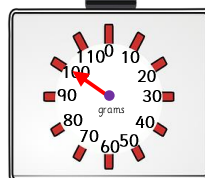
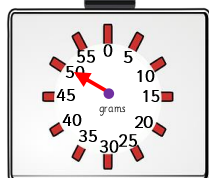


1



4

Order the items from heaviest to lightest.



3



2



1



4